



# **NAT (Dongguan) Stamped Steel Products Limited**

Pedal Cars · Metal Ride Ons · Wagons · Wheelbarrows  
Metal Signs · Metal Boxes



**NAT (Dongguan) Stamped Steel Products Limited**

***Trustworthy  
Metal Products  
Manufacturer***

## Who Are We

We are a professional metal toy cars and metal products manufacturer integrating R&D, production, domestic sales and global trading.

## Why Choose Us

Self-Owned Factory  
Direct Communication  
Competitive Pricing  
Quality Assurance  
Expertise  
Customisation

## WE OFFER

Pedal Cars  
Metal Ride Ons  
Wagons  
Wheelbarrows  
Metal Signs  
Metal Boxes



## Contact Us



+86 (769) 8777 4862



[info@natstampedsteel.com](mailto:info@natstampedsteel.com)



[www.natstampedsteel.com](http://www.natstampedsteel.com)



Room 102, No.1 Ruian Rd., Yantian,  
Fenggang, Dongguan, GD.

**Get In Touch with NAT!**

# Our Service

Irregular Shape Drawing

Punching

Bending




Welding





## Metal Parts Processing

## Project Management




  
Ideas  
Generation

  
Design &  
Engineering

  
Mass  
Production

  
Mould  
Making

  
Prototype

  
Delivery

  
After-Sales  
Support

## Pedal Cars



NT9001060



NT9002010



NT9002020



NT9002030



NT9002150



NT9003010



NT9003040



NT9003160



NT9004050

## Metal Ride Ons



NT8001010



NT8001026



NT8001130



NT8001140



NT8101030



NT8101031

## Wagons



NT7001010



NT7001030



NT7001040

## Wheelbarrows



NT6001010



NT6001030



NT6001040



NT6001070



NT6001140

# Metal Signs



NT3601101  
Direction



NT3602201  
No Entry



NT3602202  
No Turn



NT3602203  
No Parking



NT3602204  
Go



NT3602205  
Turn Left



NT3602206  
Turn Right



NT3603301  
Give Way



NT3603302  
Bicycle Lane



NT3603303  
Crossing



NT3603304  
Pedestrian



NT3603305  
Roundabout



NT3604400  
Speed Limit



NT3607701  
Traffic Lights



NT3607702  
Two Way



NT3608801  
Stop



Item No.: NT9001

Description: Pedal Hot Rod

Dimension: 830(L) x 480(W) x 500(H) mm

32.68(L) x 18.90(W) x 19.69(H) inch

Carton Size: 890(L) x 510(W) x 375(H) mm  $\approx$  0.1702 m<sup>3</sup>

35.04(L) x 20.08(W) x 14.76(H) inch  $\approx$  6.01 ft<sup>3</sup>

Net Weight: 8.5 KGS

Carrying Weight: 50 KGS

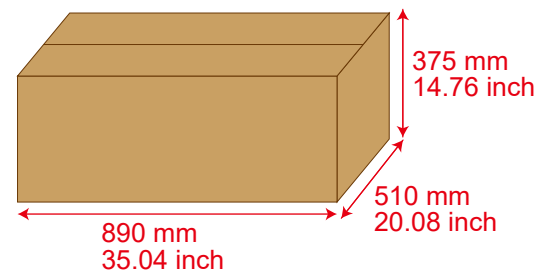
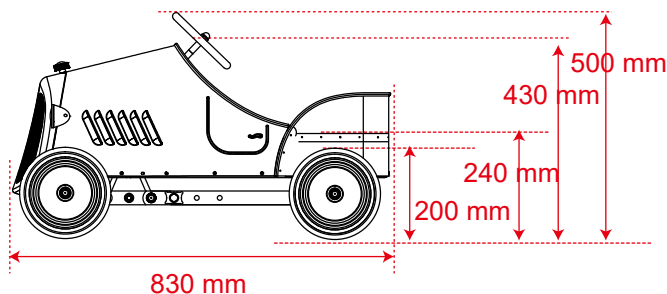

Case Pack: 1 PC per CTN

Age: 3+

**Container Loading  
Quantity**

20'GP: 170 PCS

40'HQ: 400 PCS



# More Models



NT9001060



NT9002010




NT9002020



NT9002030



NT9002150



**Customised Designs  
Are Welcome**



Item No.: NT9002

Description: Pedal Sedan

Dimension: 870(L) x 490(W) x 500(H) mm

34.25(L) x 19.29(W) x 19.69(H) inch

Carton Size: 890(L) x 510(W) x 375(H) mm  $\approx$  0.1702 m<sup>3</sup>

35.04(L) x 20.08(W) x 14.76(H) inch  $\approx$  6.01 ft<sup>3</sup>

Net Weight: 10.5 KGS

Carrying Weight: 50 KGS

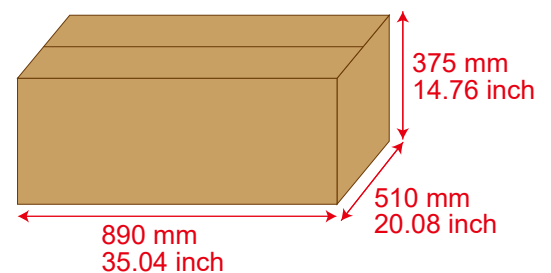
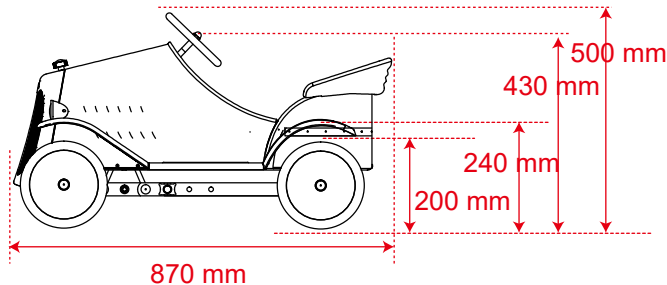

Case Pack: 1 PC per CTN

Age: 3+

**Container Loading  
Quantity**

20'GP: 170 PCS

40'HQ: 400 PCS





# Available Models



NT9002010




NT9002020



NT9002030



NT9002150



**Customised Designs  
Are Welcome**



Item No.: NT9003

Description: Pedal Off-Road

Dimension: 870(L) x 400(W) x 560(H) mm

34.25(L) x 15.75(W) x 22.05(H) inch

Carton Size: 920(L) x 420(W) x 390(H) mm  $\approx 0.1507 \text{ m}^3$

36.22(L) x 16.54(W) x 15.35(H) inch  $\approx 5.32 \text{ ft}^3$

Net Weight: 9.5 KGS

Carrying Weight: 50 KGS

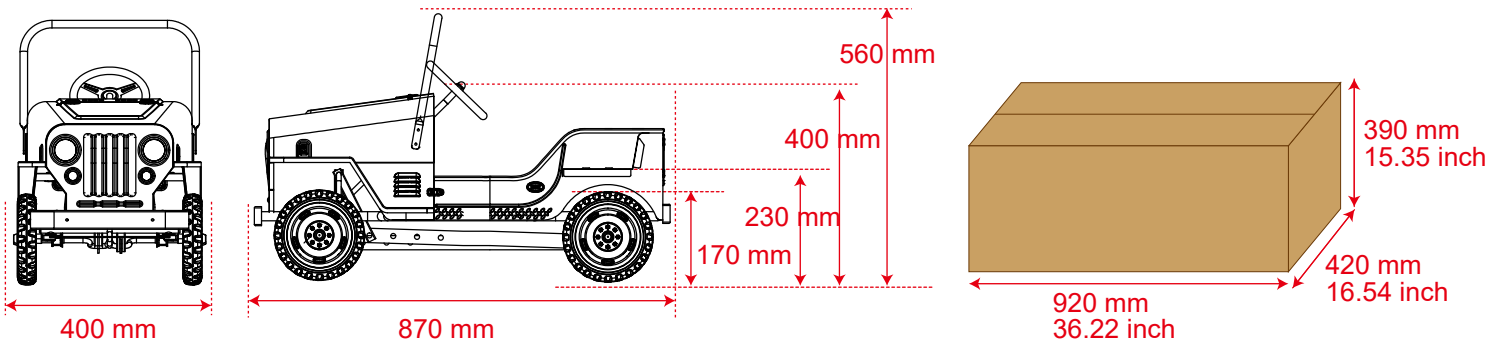
Case Pack: 1 PC per CTN

Age: 3+

**Container Loading  
Quantity**

20'GP: 190 PCS

40'HQ: 450 PCS



# Available Models



NT9003010




NT9003040



NT9003160



NT9004050



**Customised Designs  
Are Welcome**



Item No.: NT9004

Description: Pedal Off-Road Hunter

Dimension: 870(L) x 400(W) x 585(H) mm

34.25(L) x 15.75(W) x 23.03(H) inch

Carton Size: 920(L) x 420(W) x 390(H) mm  $\approx$  0.1507 m<sup>3</sup>

36.22(L) x 16.54(W) x 15.35(H) inch  $\approx$  5.32 ft<sup>3</sup>

Net Weight: 10.5 KGS

Carrying Weight: 50 KGS

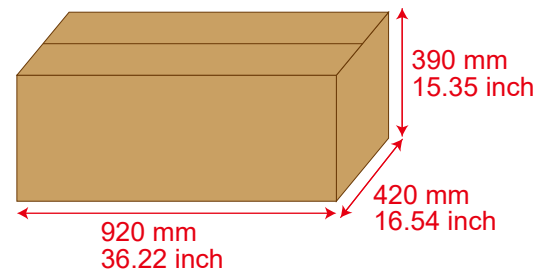
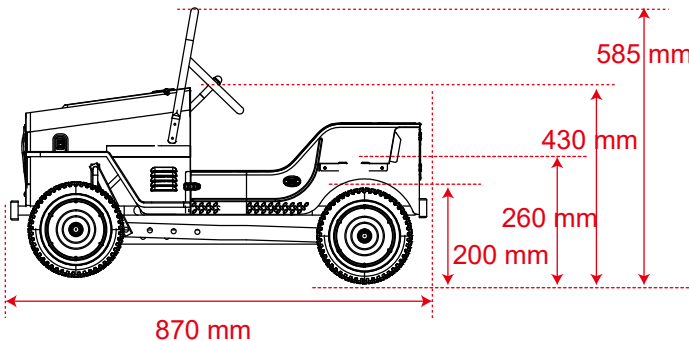

Case Pack: 1 PC per CTN

Age: 3+

### Container Loading Quantity

20'GP: 190 PCS

40'HQ: 450 PCS



# More Models



NT9004050




NT9003010



NT9003040



NT9003160



**Customised Designs  
Are Welcome**



Item No.: NT8001

Description: Kids Steel Ride-On Racer Classic

Dimension: 810(L) x 400(W) x 320(H) mm

31.89(L) x 15.75(W) x 12.60(H) inch

Carton Size: 845(L) x 280(W) x 240(H) mm  $\approx$  0.0568 m<sup>3</sup>

33.27(L) x 11.02(W) x 9.45(H) inch  $\approx$  2.0 ft<sup>3</sup>

Net Weight: 4.5 KGS

Carrying Weight: 50 KGS

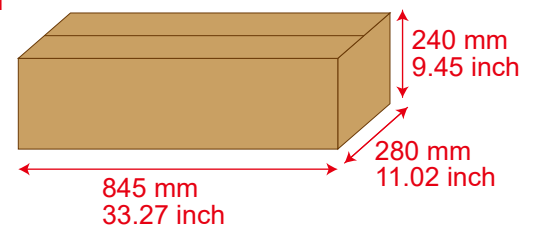
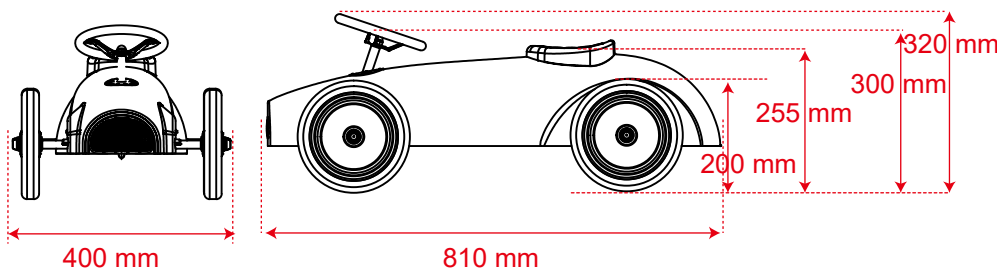
Case Pack: 1 PC per CTN

Age: 3+

**Container Loading  
Quantity**

20'GP: 500 PCS

40'HQ: 1200 PCS



# Available Models



NT8001010




NT8001026



NT8001130



NT8001140



**Customised Designs  
Are Welcome**



Item No.: NT8101

Description: Kids Steel Ride-On Excavator

Dimension: 980(L) x 260(W) x 560(H) mm

38.58(L) x 10.24(W) x 22.05(H) inch

Carton Size: 400(L) x 290(W) x 225(H) mm  $\approx$  0.0261 m<sup>3</sup>

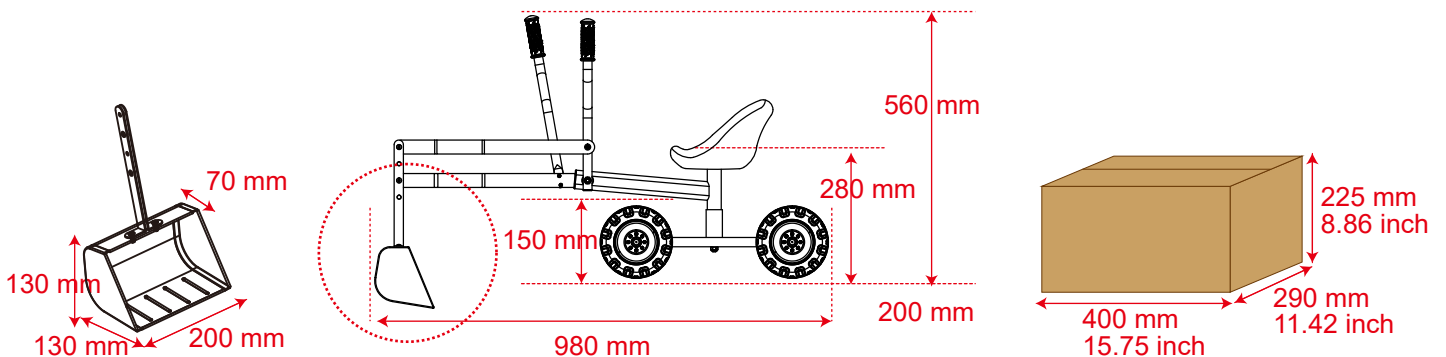
15.75(L) x 11.42(W) x 8.86(H) inch  $\approx$  0.92 ft<sup>3</sup>

Net Weight: 4.0 KGS

Carrying Weight: 35 KGS

Case Pack: 1 PC per CTN

Age: 3+





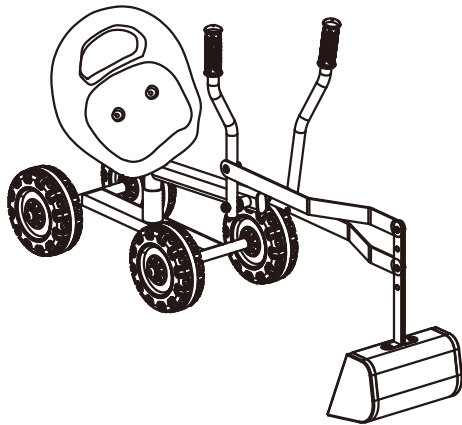
# Available Models



NT8101030



NT8101031



**Customised Designs  
Are Welcome**

## More Related



NT6001010



NT6001030



NT6001040



NT6001070



NT6001140



NT7001010



NT7001030



NT7001040



Item No.: NT6001

Description: Kids Steel Wheelbarrow

Dimension: 640(L) x 308(W) x 300(H) mm

25.20(L) x 12.13(W) x 11.81(H) inch

Tray Size: 430(L) x 308(W) x 105(H) mm

Carton Size: 640(L) x 475(W) x 440(H) mm  $\approx 0.1338 \text{ m}^3$

25.20(L) x 18.70(W) x 17.32(H) inch  $\approx 4.83 \text{ ft}^3$

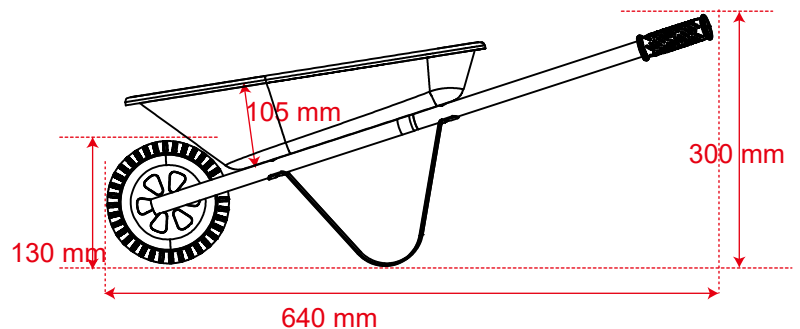
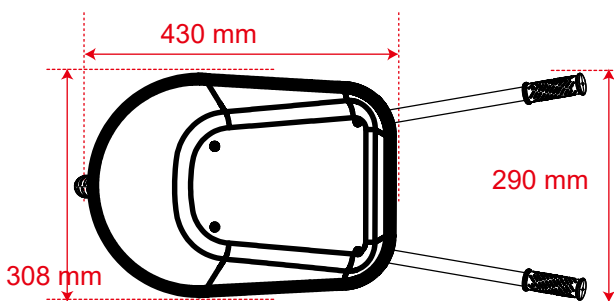
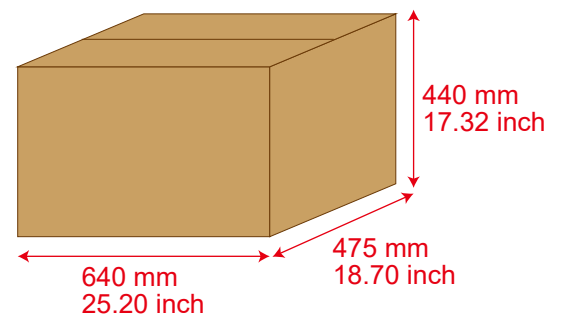
Net Weight: 2.0 KGS

Loading Weight: 15 KGS

Loading Volume: 6.18 L

Case Pack: 8 PCS per CTN

Age: 3+



# Available Models



NT6001010



NT6001030



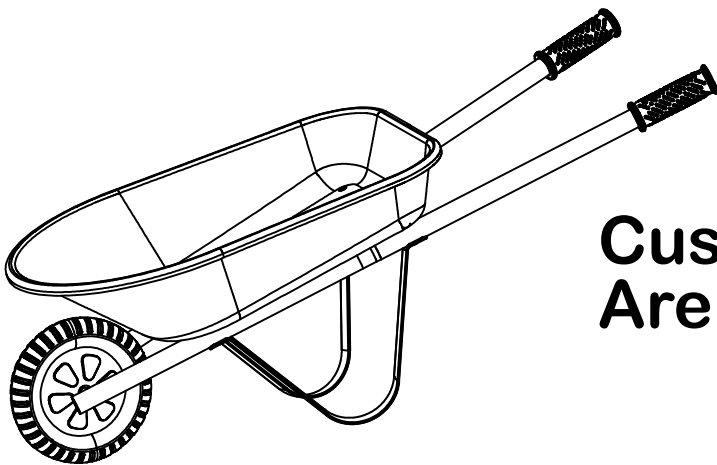
NT6001040



NT6001070



NT6001140



**Customised Designs  
Are Welcome**



Item No.: NT7001

Description: Kids Steel Wagon

Dimension: 680(L) x 400(W) x 580(H) mm

26.77(L) x 15.75(W) x 22.83(H) inch

Tray Size: Outer 600(L) x 390(W) x 95(H) mm

Inner 560(L) x 350(W) x 90(H) mm

Carton Size: 610(L) x 400(W) x 100(H) mm  $\approx 0.0244 \text{ m}^3$

24.02(L) x 15.75(W) x 3.94(H) inch  $\approx 0.86 \text{ ft}^3$

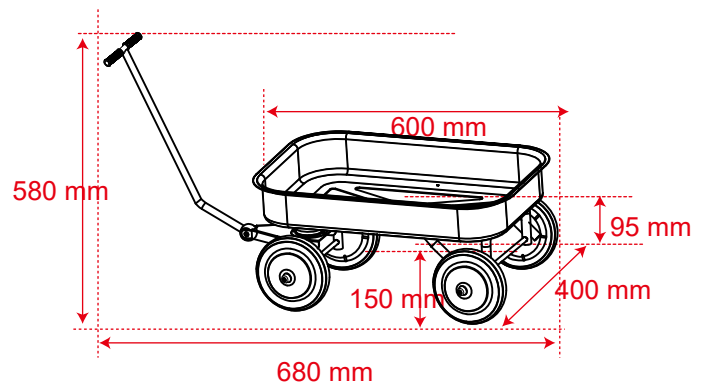
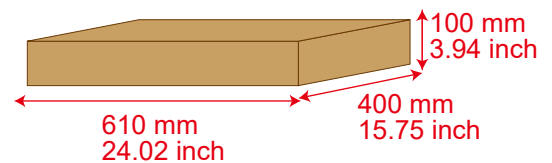
Net Weight: 4.5 KGS

Loading Weight: 20 KGS

Loading Volume: 17.60 L

Case Pack: 1 PC per CTN

Age: 3+



# Available Models




NT7001010



NT7001030



NT7001040



**Customised Designs  
Are Welcome**



Item No.: NT3600

Description: Educational Metal Road Signs

Dimension: 280(L) x 220(W) x 850(H) mm

11.02(L) x 8.66(W) x 33.46(H) inch

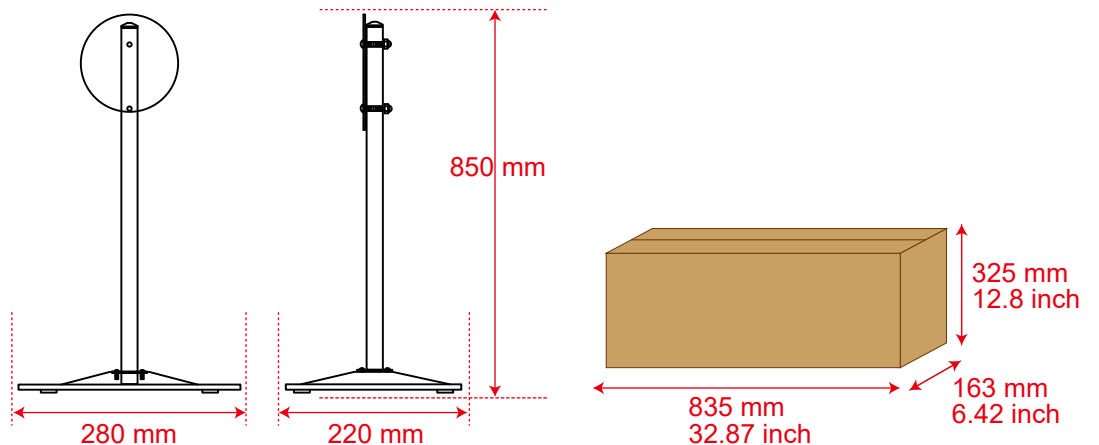
Carton Size: 835(L) x 163(W) x 325(H) mm  $\approx$  0.0442 m<sup>3</sup>

32.87(L) x 6.42(W) x 12.8(H) inch  $\approx$  1.56 ft<sup>3</sup>

Net Weight: 1.5 KGS

Case Pack: 5 PCS per CTN

Age: 3+



# Available Models



NT3602201  
No Entry



NT3602202  
No Turn



NT3602203  
No Parking



NT3602204  
Go



NT3602205  
Turn Left



NT3602206  
Turn Right



NT3603301  
Give Way



NT3603302  
Bicycle Lane



NT3603303  
Crossing



NT3603304  
Pedestrian



NT3603305  
Roundabout



NT3604400  
Speed Limit



NT3607701  
Traffic Lights




NT3607702  
Two Way

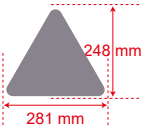


NT3608801  
Stop

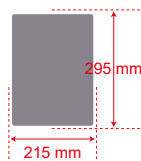
**Customised Designs  
Are Welcome**



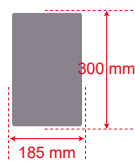
NT3602



NT3603



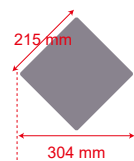
NT3604



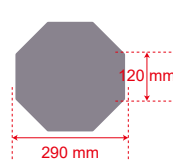
NT3605



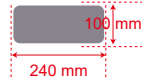
NT3606



NT3607



NT3608



NT3609



## **NAT (Dongguan) Stamped Steel Products Limited**

[www.natstampedsteel.com](http://www.natstampedsteel.com)

---

Tel: +86 (769) 8777 4862

Mail: [info@natstampedsteel.com](mailto:info@natstampedsteel.com)

Address: Room 102, No. 1 Ruian Rd., Yantian, Fenggang, Dongguan, GD.